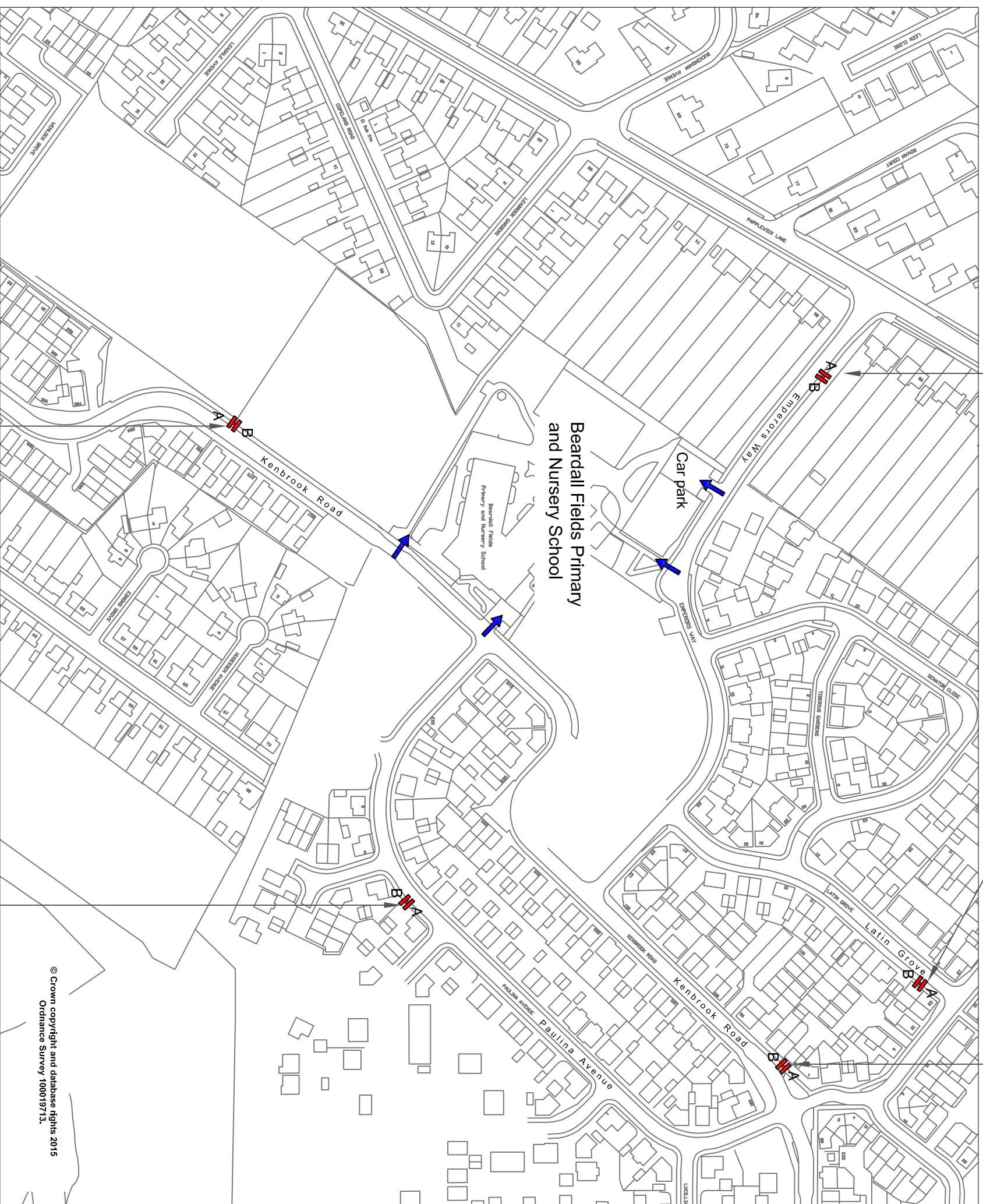


Proposed signs mounted back to back on  
1 no 76mm post, 2.3m mounting height.  
Post to be installed to rear of footway.

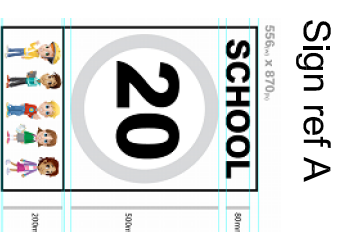
Proposed signs mounted back to back on  
1 no 76mm post, 2.3m mounting height.  
Post to be installed to rear of footway.




Proposed signs mounted back to back on  
1 no 76mm post, 2.3m mounting height.  
Post to be installed to rear of footway.

Proposed signs mounted back to back on  
1 no 76mm post, 2.3m mounting height.  
Post to be installed to rear of footway.

© Crown copyright and database rights 2015  
Ordnance Survey 100019713.



Sign ref B



Entrance to School

### 20mph School Speed Limits

Rev	Description	Drawn	Chkd	Auth	Date
Project					
Status	Project No.				
Title					
Beardall Fields Primary and Nursery School					
Scale	Drawn	AS	Date		
1:2000@A3	Chkd	SM	Date	23/02/17	
	Auth	SM	Traced		
Drawing No.	Rev				
L/R/P.H.I.K.91415.02/312					

in partnership with




www.viaem.co.uk | Tel 01623 873873

Shireport Depot, Shireport Business Park,  
NG22 8ST

© Via East Midlands Limited. Registered in England no.09503246