



Nottinghamshire  
County Council

# TEMPORARY PATH CLOSURE

## Bingham Bridleway No.22



Scale Scale: 1:10,000

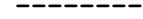





Date 20/06/2024

Produced by Your name

Copyright © 2024

### DEFINITIVE MAP WORKING COPY

Queries about path alignment should be made to the Definitive Map Team on 0115 9773708. Public Rights of Way

-  Footpath
-  Bridleway
-  Byway Open To All Traffic
-  Restricted Byway
-  PATH TO BE CLOSED
-  ALTERNATIVE PATH

