

# INVESTING IN NOTTINGHAMSHIRE

Supporting people,  
building resilience

## Budget Survey 2024

30 September to  
10 November

The budget survey  
takes just minutes  
to complete





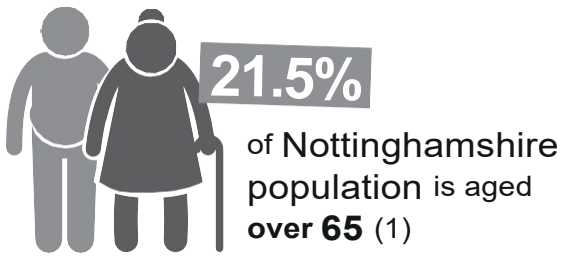
Have your **say**  
on how your  
council budget is spent

[www.nottinghamshire.gov.uk/budgetsurvey](http://www.nottinghamshire.gov.uk/budgetsurvey)



SCAN TO COMPLETE  
THIS FORM ONLINE

# State of the County – Key Facts and Figures



Source:  
(1) ONS, 2023 mid-year population estimates  
(2) LGInform, 2023



## What Nottinghamshire County Council does

Nottinghamshire County Council aims to create a healthy, prosperous, and greener future for its residents and workers, as outlined in the Nottinghamshire Plan 2021-2031. The Council provides a wide range of services, including:

- Essential care and support for vulnerable older people
- Help, protection, and care for children and young people
- Support for children with special educational needs and disabilities
- Assistance for people with learning disabilities
- Support for people leaving hospital
- Maintenance of roads and pavements
- Planning and commissioning public transport
- Flood prevention
- Trading Standards
- Libraries and cultural services
- Country parks and visitor attractions
- Wedding officiating and registration services
- School admissions and funding for new schools
- Inward investment and Broadband services
- Health initiatives and support for healthy lifestyle changes
- Family-based placements for children needing specialist care
- Investment in roads to boost the economy

The Council is committed to balancing its budget and addressing the pressures of rising costs and increasing demands for services.

## How we are investing in Nottinghamshire, supporting people and building resilience

From 2025/26 onwards, the Council is projecting a budget shortfall of £36.0m across the duration of our Medium-Term Financial Strategy, to 2027/28.

We have a proven track record in balancing our budgets and saving money. We've delivered £125 million of savings since 2015/16 by changing the way we deliver some of our services. We're also working to reduce pressures on our budget, whilst investing in services that help to reduce demand for expensive care for people in Nottinghamshire

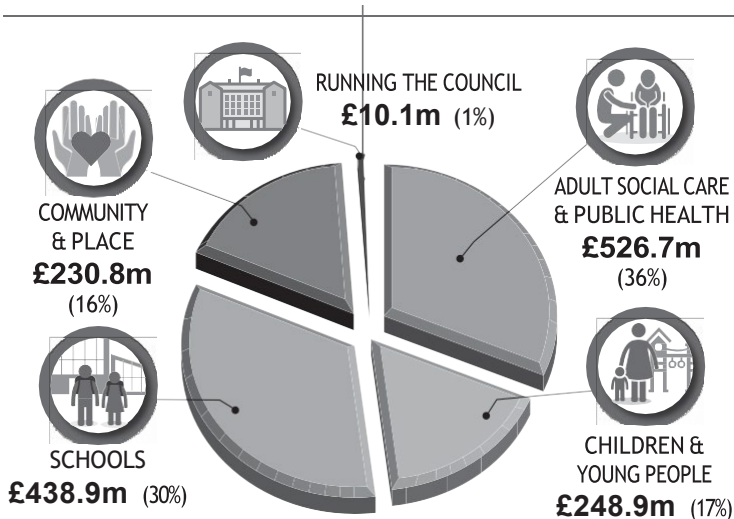
We're working to keep children safe at home wherever possible and to get more children who need specialist care into long-term family-based placements, including foster families and kinship care. Family-based placements improve children's life chances and cost the Council less.

Investing in our roads also helps us to boost the economy and deliver better value to the taxpayer. For example, we build major new roads and junctions that will support people and businesses. We're also changing the way we maintain our 2,500 miles of roads to reduce costs and improve our service. You can see a wide range of achievements in our Annual Report 2023-2024 (<https://plan.nottinghamshire.gov.uk/our-progress/>).

We want you to tell us what matters to you.



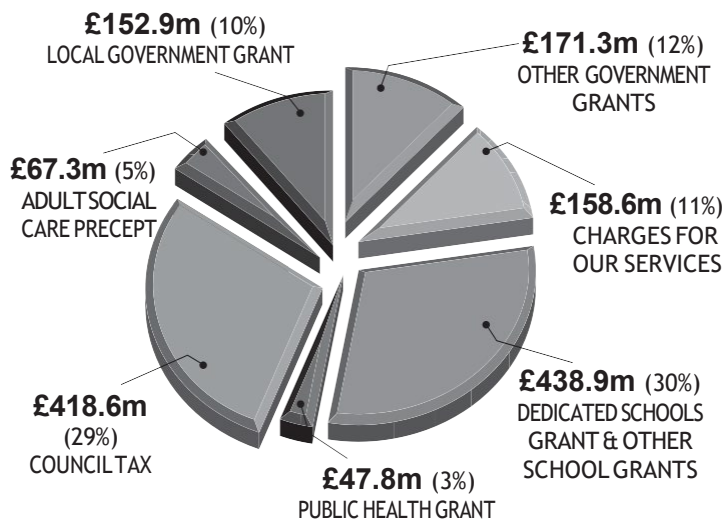
## How we spend our annual revenue budget



The Council spends most of its money on Adult Social Care and Public Health (£526.7m), followed by schools (£438.9m).

Community and place services are allocated £230.8m, with services for children and young people allocated a similar amount of money (£248.9m). £10.1m (roughly 1 per cent of money) is allocated to the running of the Council.

## How the Council is funded



The Council's biggest source of funding is from Dedicated Schools Grant and other school grants at £438.9m. The next biggest is from Council Tax £418.6m.

The Local Government Grant makes up £152.9m with other Government grants making up £171.3m. Charges for services amount to £158.6m. The Public Health Grant is £47.8m, whilst the Adult Social Care Precept brought in £67.3m.

Percentages are presented for illustrative purposes and therefore shown to their nearest whole number

## Have your say

As we look to set our budget for 2025/26 we are asking people to complete a survey about what they think our priorities should be.

The easiest way to complete the survey is online at: [www.nottinghamshire.gov.uk/budgetsurvey](http://www.nottinghamshire.gov.uk/budgetsurvey)

- Complete this printed copy and hand it in at the council building where you picked it up or send it to the freepost address shown on the back.
- Call us on 0300 500 80 80 to complete the survey over the phone.

- If you are deaf or hard of hearing, you can use the text relay service by dialling 18001 0115 977 4050 from your textphone or the Relay UK app.
- Or, download the SignVideo app to communicate with us in British Sign Language via an interpreter. Visit [nottinghamshire.gov.uk/contact-us](http://nottinghamshire.gov.uk/contact-us) for more information.

Feedback regarding the results of this consultation will be available on our website in spring 2025.

## LIVING IN NOTTINGHAMSHIRE

The following questions are designed to help the Council understand residents' feelings about living in Nottinghamshire and how the Council supports people. When referring to your 'local area', we mean anywhere that is within 15-20 minutes walking distance from your home.

**01** Overall, how satisfied or dissatisfied are you with your local area as a place to live?

- |  |  |   |
|--|--|---|
| <input type="checkbox"/> Very satisfied      | <input type="checkbox"/> Fairly satisfied  | <input type="checkbox"/> Neither satisfied nor dissatisfied |
| <input type="checkbox"/> Fairly dissatisfied | <input type="checkbox"/> Very dissatisfied | <input type="checkbox"/> Don't know                         |

**02** Overall, how satisfied or dissatisfied are you with the way Nottinghamshire County Council runs things?

- |  |  |   |
|--|--|---|
| <input type="checkbox"/> Very satisfied      | <input type="checkbox"/> Fairly satisfied  | <input type="checkbox"/> Neither satisfied nor dissatisfied |
| <input type="checkbox"/> Fairly dissatisfied | <input type="checkbox"/> Very dissatisfied | <input type="checkbox"/> Don't know                         |

**03** To what extent do you agree or disagree that you can influence decisions affecting your local area?

- |   |  |   |
|---|--|---|
| <input type="checkbox"/> Strongly agree | <input type="checkbox"/> Agree             | <input type="checkbox"/> Neither agree nor disagree |
| <input type="checkbox"/> Disagree       | <input type="checkbox"/> Strongly disagree | <input type="checkbox"/> Don't know                 |

## Budget priorities

We know that people are facing pressures on their household finances.

Demand on our services for older people, people with disabilities and for vulnerable children is increasing. Government grants have reduced whilst inflation, and the challenges in meeting the National Living Wage, mean our services are more expensive than ever to deliver. As we look to set our budget for 2025/26, we want you to tell us which services are important to you. This will help us to understand what we should prioritise and where there are the potential opportunities to make savings.

**04** To what extent do you and your family access the following Nottinghamshire County Council services

- care and support for vulnerable adults and older people (this includes services such as residential placements, day care, respite care, homecare, supported housing)

- |                                     |                                       |                                 |                                |                                     |
|-------------------------------------|---------------------------------------|---------------------------------|--------------------------------|-------------------------------------|
| <input type="checkbox"/> Frequently | <input type="checkbox"/> Occasionally | <input type="checkbox"/> Rarely | <input type="checkbox"/> Never | <input type="checkbox"/> Don't Know |
|-------------------------------------|---------------------------------------|---------------------------------|--------------------------------|-------------------------------------|



- services to keep children safe (including fostering, adoption, safeguarding and child protection, residential care, short breaks)

Frequently     Occasionally     Rarely     Never     Don't Know

- support for families (including family hubs, youth services, early years and childcare services)

Frequently     Occasionally     Rarely     Never     Don't Know

- protecting and improving health (including helping to give children the best start, supporting people wanting to make healthy changes related to alcohol, drugs, tobacco, nutrition and exercise, mental wellbeing and suicide prevention, and giving particular attention to people living with the harmful impacts of homelessness and domestic violence)

Frequently     Occasionally     Rarely     Never     Don't Know

- community and public transport (including planning and improvements, highway maintenance, bus travel including schools)

Frequently     Occasionally     Rarely     Never     Don't Know

- environmental services (waste and recycling, flooding & climate change)

Frequently     Occasionally     Rarely     Never     Don't Know

- economic development and regeneration (including employment and skills, broadband, tourism)

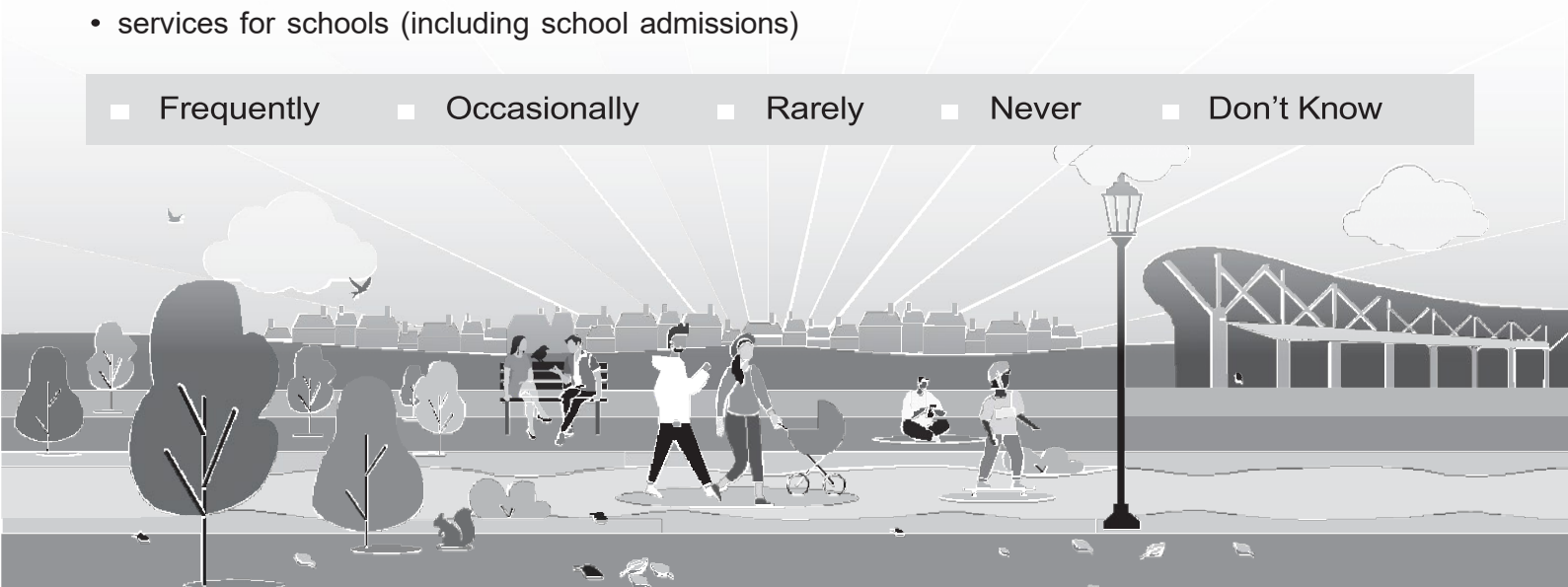
Frequently     Occasionally     Rarely     Never     Don't Know

- recreational and cultural services (including library services, arts, trails & country parks)

Frequently     Occasionally     Rarely     Never     Don't Know

- services for schools (including school admissions)

Frequently     Occasionally     Rarely     Never     Don't Know



05

Please rank the three Nottinghamshire County Council services in order according to the services that benefit you and your community the most - with 1 being the highest priority and 3 being lowest priority to you. Please do not select more than 3 services.

- care and support for vulnerable adults and older people (this includes services such as residential placements, day care, respite care, homecare, supported housing)
- services to keep children safe (including fostering, adoption, safeguarding and child protection, residential care, short breaks)
- support for families (including family hubs, youth services, early years and childcare services)
- protecting and improving health (including helping to give children the best start, supporting people wanting to make healthy changes related to alcohol, drugs, tobacco, nutrition and exercise, mental wellbeing and suicide prevention, and giving particular attention to people living with the harmful impacts of homelessness and domestic violence)
- community and public transport (including planning and improvements, highway maintenance, bus travel including schools)
- environmental services (waste and recycling, flooding & climate change)
- economic development and regeneration (including employment and skills, broadband, tourism)
- recreational and cultural services (including library services, arts, trails & country parks)
- services for schools (including school admissions)

In February 2025, Full Council will consider what the Council Tax Rate will be from April 2025. When setting Council Tax we need to consider that more and more people in Nottinghamshire are needing help from the Council, and the cost of these services goes up every year. One option to fund these increases is to raise Council Tax. Whilst subject to potential change, at the time of publication the maximum increase currently permitted (referendum limit) is 2.99% and for every 1% increase, our latest estimates show that this raises (or avoids cutting) roughly £4.5m a year. Each 1% increase would mean approximately, an additional 33p a week for a Band D property.

The Council would still need to make some savings, but an increase in Council Tax would support us in balancing the budget. Based on this:

06 Please tell us if you support or oppose Nottinghamshire County Council (NCC) increasing Council Tax:

- I support NCC increasing Council Tax up to the permitted referendum limit
- I support NCC increasing Council Tax by lower than the referendum limit
- I oppose NCC increasing Council Tax
- Don't know

To what extent do you agree or disagree that the Council should reduce spend in the following services to help meet the financial challenge?

- care and support for vulnerable adults and older people (this includes services such as residential placements, day care, respite care, homecare, supported housing)

<input type="checkbox"/> Strongly agree	<input type="checkbox"/> Agree	<input type="checkbox"/> Neither agree nor disagree
<input type="checkbox"/> Disagree	<input type="checkbox"/> Strongly disagree	<input type="checkbox"/> Don't know

- services to keep children safe (including fostering, adoption, safeguarding and child protection, residential care, short breaks)

<input type="checkbox"/> Strongly agree	<input type="checkbox"/> Agree	<input type="checkbox"/> Neither agree nor disagree
<input type="checkbox"/> Disagree	<input type="checkbox"/> Strongly disagree	<input type="checkbox"/> Don't know

- support for families (including family hubs, youth services, early years and childcare services)

<input type="checkbox"/> Strongly agree	<input type="checkbox"/> Agree	<input type="checkbox"/> Neither agree nor disagree
<input type="checkbox"/> Disagree	<input type="checkbox"/> Strongly disagree	<input type="checkbox"/> Don't know

- protecting and improving health (including helping to give children the best start, supporting people wanting to make healthy changes related to alcohol, drugs, tobacco, nutrition and exercise, mental wellbeing and suicide prevention, and giving particular attention to people living with the harmful impacts of homelessness and domestic violence)

<input type="checkbox"/> Strongly agree	<input type="checkbox"/> Agree	<input type="checkbox"/> Neither agree nor disagree
<input type="checkbox"/> Disagree	<input type="checkbox"/> Strongly disagree	<input type="checkbox"/> Don't know

- community and public transport (including planning and improvements, highway maintenance, bus travel including schools)

<input type="checkbox"/> Strongly agree	<input type="checkbox"/> Agree	<input type="checkbox"/> Neither agree nor disagree
<input type="checkbox"/> Disagree	<input type="checkbox"/> Strongly disagree	<input type="checkbox"/> Don't know

- environmental services (including waste and recycling, flooding & climate change)

<input type="checkbox"/> Strongly agree	<input type="checkbox"/> Agree	<input type="checkbox"/> Neither agree nor disagree
<input type="checkbox"/> Disagree	<input type="checkbox"/> Strongly disagree	<input type="checkbox"/> Don't know

- economic development and regeneration (including employment and skills, broadband, tourism)

<input type="checkbox"/> Strongly agree	<input type="checkbox"/> Agree	<input type="checkbox"/> Neither agree nor disagree
<input type="checkbox"/> Disagree	<input type="checkbox"/> Strongly disagree	<input type="checkbox"/> Don't know

- recreational and cultural services (including library services, arts, trails & country parks)

<input type="checkbox"/> Strongly agree	<input type="checkbox"/> Agree	<input type="checkbox"/> Neither agree nor disagree
<input type="checkbox"/> Disagree	<input type="checkbox"/> Strongly disagree	<input type="checkbox"/> Don't know

- services for schools (including school admissions)

<input type="checkbox"/> Strongly agree	<input type="checkbox"/> Agree	<input type="checkbox"/> Neither agree nor disagree
<input type="checkbox"/> Disagree	<input type="checkbox"/> Strongly disagree	<input type="checkbox"/> Don't know





## ABOUT YOU

The Council and partners are committed to ensuring that all of its services are delivered fairly and in compliance with its public sector duties within the Equality Act 2010. The questions in this section are voluntary but the more information you provide, then the more we can learn about customers' views of our services.

Data you provide in this section will not be shared outside of some of the Council's corporate services except as anonymised statistics. All personal data you provide will be managed securely and in accordance with data protection requirements. More information about data protection will be provided at the end of this survey.

### WHAT IS YOUR AGE? TICK ONE BOX ONLY

<input type="checkbox"/> Under 18	<input type="checkbox"/> 35-44	<input type="checkbox"/> 65-74
<input type="checkbox"/> 18-24	<input type="checkbox"/> 45-54	<input type="checkbox"/> 75+
<input type="checkbox"/> 25-34	<input type="checkbox"/> 55-64	<input type="checkbox"/> Prefer not to say

### WHAT IS YOUR GENDER? TICK ONE BOX ONLY

<input type="checkbox"/> Male	<input type="checkbox"/> Female
<input type="checkbox"/> Prefer not to say	
<input type="checkbox"/> Prefer to self-describe (specify)	
<input type="text"/>	

### WHAT IS YOUR ETHNIC ORIGIN? TICK ONE BOX ONLY

<input type="checkbox"/> White - English/Welsh/Scottish/ Northern Irish/British	<input type="checkbox"/> Asian/Asian British - Chinese
<input type="checkbox"/> White - Irish	<input type="checkbox"/> Asian/Asian British - Any other Asian background (please state)
<input type="checkbox"/> White - Gypsy or Traveller	<input type="text"/>
<input type="checkbox"/> White - any other background (please state)	<input type="checkbox"/> Black/Black British
<input type="text"/>	<input type="checkbox"/> Black/Black British - African
<input type="checkbox"/> Mixed - Black Caribbean & White	<input type="checkbox"/> Black/Black British - Caribbean
<input type="checkbox"/> Mixed - Black African & White	<input type="checkbox"/> Black/Black British - Any other Black, background (please state)
<input type="checkbox"/> Mixed - Asian & White	<input type="text"/>
<input type="checkbox"/> Mixed - any other mixed background (please state)	<input type="checkbox"/> Arab
<input type="text"/>	<input type="checkbox"/> Any other ethnic group (please state)
<input type="checkbox"/> Asian/Asian British - Indian	<input type="text"/>
<input type="checkbox"/> Asian/Asian British - Pakistani	<input type="checkbox"/> Prefer not to say
<input type="checkbox"/> Asian/Asian British - Bangladeshi	

## DO YOU HAVE A LONG-TERM HEALTH NEED OR DISABILITY?

TICK ONE BOX ONLY

- Yes       No       Prefer not to say

## PLEASE SPECIFY WHAT ACCESS NEEDS YOU HAVE

- |  |  |  |                                  |
|--|--|--|----------------------------------|
| <input type="checkbox"/> Mobility          | <input type="checkbox"/> Vision        | <input type="checkbox"/> Mental Health   | <input type="checkbox"/> Hearing |
| <input type="checkbox"/> Learning          | <input type="checkbox"/> Communication | <input type="checkbox"/> Other (specify) |                                  |
| <input type="checkbox"/> Prefer not to say |  |  |                                  |

## WHAT IS YOUR CURRENT EMPLOYMENT STATUS? TICK ONE BOX ONLY

- |  |  |
|--|--|
| <input type="checkbox"/> Employed in full-time job (30 hours plus per week)  | <input type="checkbox"/> Unemployed and not currently seeking work         |
| <input type="checkbox"/> Employed in part-time job (under 30 hours per week) | <input type="checkbox"/> Unemployed and seeking work                       |
| <input type="checkbox"/> Self employed - full-time                           | <input type="checkbox"/> Unemployed and unable to work                     |
| <input type="checkbox"/> Self employed - part-time                           | <input type="checkbox"/> Long-term sick or disabled                        |
| <input type="checkbox"/> Employed on an apprenticeship                       | <input type="checkbox"/> Wholly retired from work                          |
| <input type="checkbox"/> Full-time education or training (not working)       | <input type="checkbox"/> Looking after family/home (e.g. homemaker, carer) |
|  | <input type="checkbox"/> Not working - other                               |
|  | <input type="checkbox"/> Prefer not to say                                 |

## WHEREABOUTS DO YOU LIVE?

- |  |   |
|--|---|
| <input type="checkbox"/> Ashfield            | <input type="checkbox"/> Rushcliffe             |
| <input type="checkbox"/> Bassetlaw           | <input type="checkbox"/> Nottingham City        |
| <input type="checkbox"/> Broxtowe            | <input type="checkbox"/> Prefer not to say      |
| <input type="checkbox"/> Gedling             | <input type="checkbox"/> Other (please specify) |
| <input type="checkbox"/> Mansfield           |   |
| <input type="checkbox"/> Newark and Sherwood |   |

Care experienced is someone who, at any stage of their childhood, and for any length of time, has been in care e.g. looked after by the local authority. Based on this;

## DO YOU CONSIDER YOURSELF TO BE A CARE EXPERIENCED PERSON?

TICK ONE BOX ONLY

- Yes       No       Prefer not to say

TICK HERE IF YOU HAVE SERVED IN THE UK ARMED FORCES, REGULAR OR RESERVE:

## HOW DID YOU HEAR ABOUT THIS SURVEY? TICK ONE BOX ONLY

<input type="checkbox"/>	County Council Councillors	<input type="checkbox"/>	Posters/leaflets in libraries
<input type="checkbox"/>	Social media (e.g. Facebook, Twitter)	<input type="checkbox"/>	Town/Parish Councils
<input type="checkbox"/>	MyNotts app	<input type="checkbox"/>	Local media (e.g. newspaper, radio, TV)
<input type="checkbox"/>	Email from County Council	<input type="checkbox"/>	Word of mouth
<input type="checkbox"/>	Email from another organisation	<input type="checkbox"/>	Other (please specify)
			<input type="text"/>

### THANK YOU FOR COMPLETING THE SURVEY.

Please hand it in at the council building where you picked it up or send it back to:

**FREEPOST RTCU-CTYJ-XXKA**

Notts Survey, Nottinghamshire County Council,  
County Hall, Loughborough Road, West Bridgford, Nottingham NG2 7QP

#### Data Protection

Personal data supplied on this survey will be held electronically and will be used in accordance with the Data Protection Act 2018. The information you provide will be used for statistical analysis, management, planning and the provision of services by the County Council.


For more information explaining how NCC protects and uses your information read its Consultations and Surveys privacy statement by visiting <https://www.nottinghamshire.gov.uk/consultationsandsurveysprivacynotice>

When completed online, the survey data is hosted by Delib who are acting as data processors for this service and as such will not pass your data to any individuals or agencies. To read their privacy policy visit [https://www.delib.net/legal/privacy\\_notice](https://www.delib.net/legal/privacy_notice)

We want to ensure we hear from all of our communities. Please contact us if you need this document in an alternative format or language.



 **Nottinghamshire  
County Council**

Find out first...  **emailme**

 [facebook.com/nottinghamshire](https://facebook.com/nottinghamshire)

 [@NottsCC](https://twitter.com/NottsCC)

**W** [nottinghamshire.gov.uk](https://www.nottinghamshire.gov.uk)  
**E** [policy@nottsc.gov.uk](mailto:policy@nottsc.gov.uk)  
**T** 0300 500 80 80

Nottinghamshire County Council,  
County Hall, Loughborough Road,  
West Bridgford, Nottingham NG2 7QP